

NOTES:

GENERAL

1. ALL WORK TO BE IN ACCORDANCE WITH WAKA KOTAHĪ P43 SPECIFICATIONS FOR TRAFFIC SIGNALS
2. ALL TTM TO BE IN ACCORDANCE WITH NZTA REQUIREMENTS AND APPROVED TMP
3. FINAL SETOUT TO BE DETERMINED BY ENGINEER ON SITE.

SERVICES

4. UNDERGROUND SERVICES PROVIDED IN THIS DRAWING SET ARE INDICATIVE ONLY AND SHOULD NOT BE USED FOR CONSTRUCTION.
5. THE CONTRACTOR SHALL ENSURE ALL UNDERGROUND SERVICES ARE LOCATED PRIOR TO CONSTRUCTION COMMENCING.

MARKINGS, DELINEATION AND SIGNAGE

6. ALL MARKINGS, DELINEATION AND SIGNAGE ARE TO BE IN ACCORDANCE WITH THE MANUAL OF TRAFFIC SIGNS AND MARKINGS (MOTSAM), THE TRAFFIC CONTROL DEVICES MANUAL (TDM) AND ALL OTHER RELEVANT WAKA KOTAHĪ NZ TRANSPORT AGENCY SPECIFICATIONS AND WCC STANDARDS.

TRAFFIC SIGNALS

7. TRAFFIC SIGNALS EQUIPMENT AND INSTALLATION SHALL COMPLY WITH THE P43 AND WCC SPECIFICATION FOR TRAFFIC SIGNALS.
8. POLE POSITIONS ARE INDICATIVE ONLY. FINAL POSITIONS TO BE DETERMINED ON SITE BY THE ENGINEER AND CONTRACTOR.
9. CONTRACTOR TO LAISE WITH SERVICE AUTHORITIES FOR LOCATION OF SERVICES BEFORE ANY EXCAVATION.
10. CONTRACTOR TO ALLOW FOR BENCH TESTING.
11. DUCTS BETWEEN CHAMBERS SHALL BE 100mm DIAMETER, IF THRUSTED, TWO 100mm DUCTS TO BE INSTALLED.
12. CONTRACTOR TO ALLOW FOR PERSONALITY IN LIAISON WITH WCC TOC.
13. LED LANTERNS SHALL BE USED ON ALL NEW LANTERN DISPLAYS, INCLUDING PEDESTRIAN DISPLAYS.
14. PEDESTRIAN PUSHBUTTONS TO HAVE TACTILE VIBRATION.
15. POLE FOUNDATIONS TO COMPLY WITH WCC AND WAKA KOTAHĪ SIGNAL POLE STANDARDS AND POLE MANUFACTURES REQUIREMENTS.
16. THE CONTRACTOR MUST ENSURE AN ADEQUATE NUMBER OF DISPLAYS REMAIN FULLY OPERATIONAL AT ALL TIMES DURING THE WORKS. THE SIGNALS CONTRACTOR SHALL SUBMIT A DETAILED PLAN TO WCC SIGNALS STAFF BEFORE STARTING WORK DETAILING HOW THIS WILL BE ACHIEVED.

LEGEND

- CONTROLLER
- SIGNAL DUCT ACCESS CHAMBER
- KERB SIDE JUNCTION BOX (KJB)
- POLE AND POLE NUMBER
- POLE WITH OVERHEAD MAST ARM
- STREET LIGHT
- 200mm ASPECTS - OPEN VISOR
- 300mm ASPECTS - OPEN VISOR
- ASPECTS WITH CLOSED VISOR
- 3 VEHICLE ASPECT DISPLAY
- PEDESTRIAN ASPECTS
- PEDESTRIAN CALL BOX & INPUT NUMBER
- 3 CYCLE ASPECT DISPLAY
- RADAR DETECTION
- CCTV CAMERA
- 50mmØ DUCTING
- 100mmØ DUCTING
- DETECTOR LOOP - STOPLINE LOOP & LOOP NUMBER
- DETECTOR LOOP - CYCLE LOOP & LOOP NUMBER
- EXISTING TO BE RETAINED
- EXISTING TO BE REMOVED OR ABANDONED
- EXISTING TO BE RELOCATED
- NEW ITEM OR LOCATION

SIGNAL LAYOUT PLAN
SCALE 1:100 @ A1

1:100 @ A1
1:200 @ A3

REVISION	AMENDMENT	APPROVED	DATE
A	DRAFT FOR COMMENT	C.G.	2022-12-12



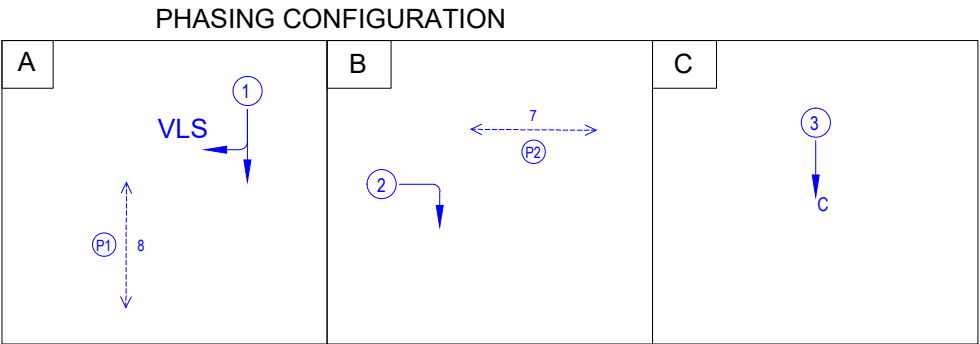
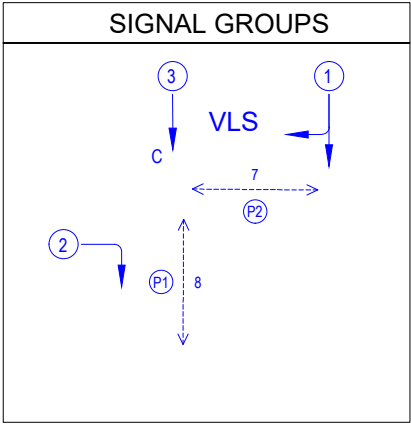
90% DESIGN

SCALES	ORIGINAL SIZE
1:100 (A1) 1:200 (A3)	A1
DRAWN	DESIGNED
C. GAONA DUSSAN	M. WANG
DRAWING VERIFIED	APPROVED
C. GROOM	C. GROOM
DRAWING VERIFIED	DESIGN VERIFIED
C. GROOM	J. PAYNE
	APPROVED DATE
	2022-12-12

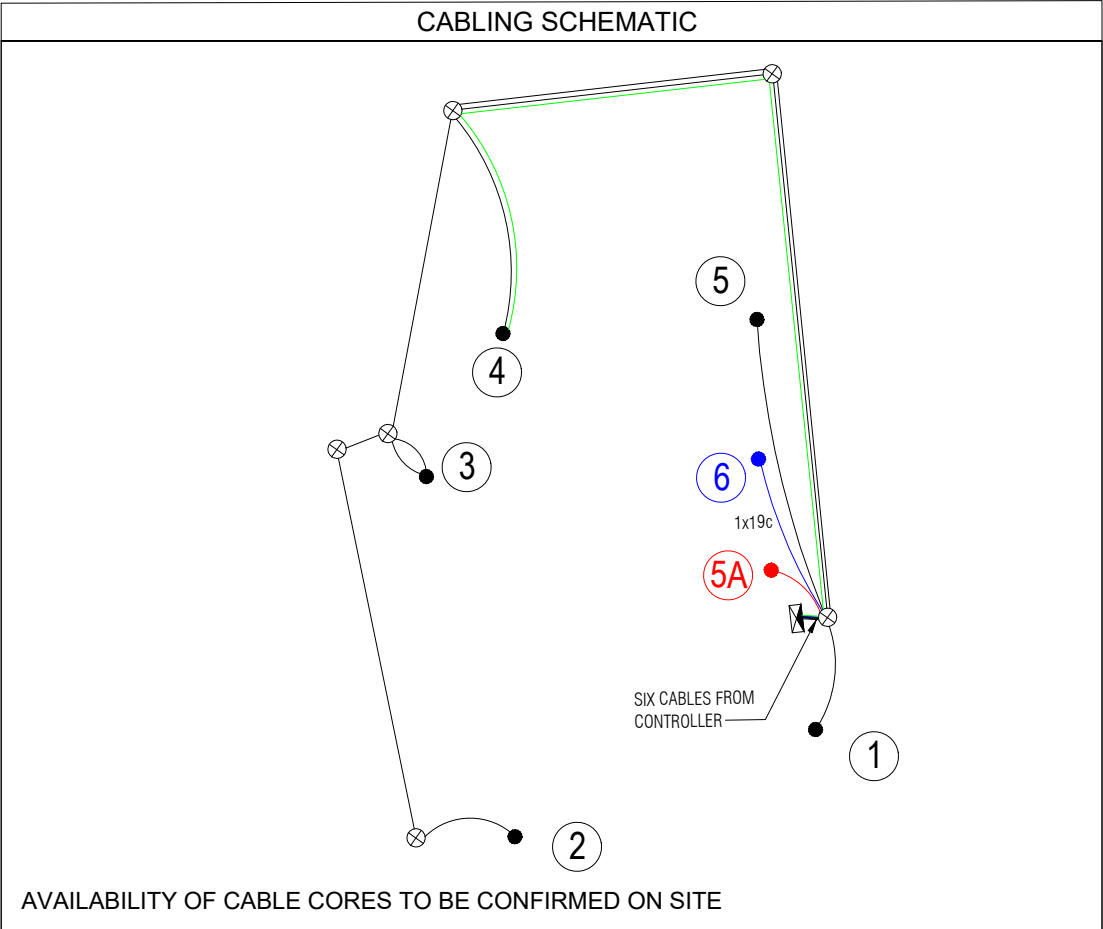
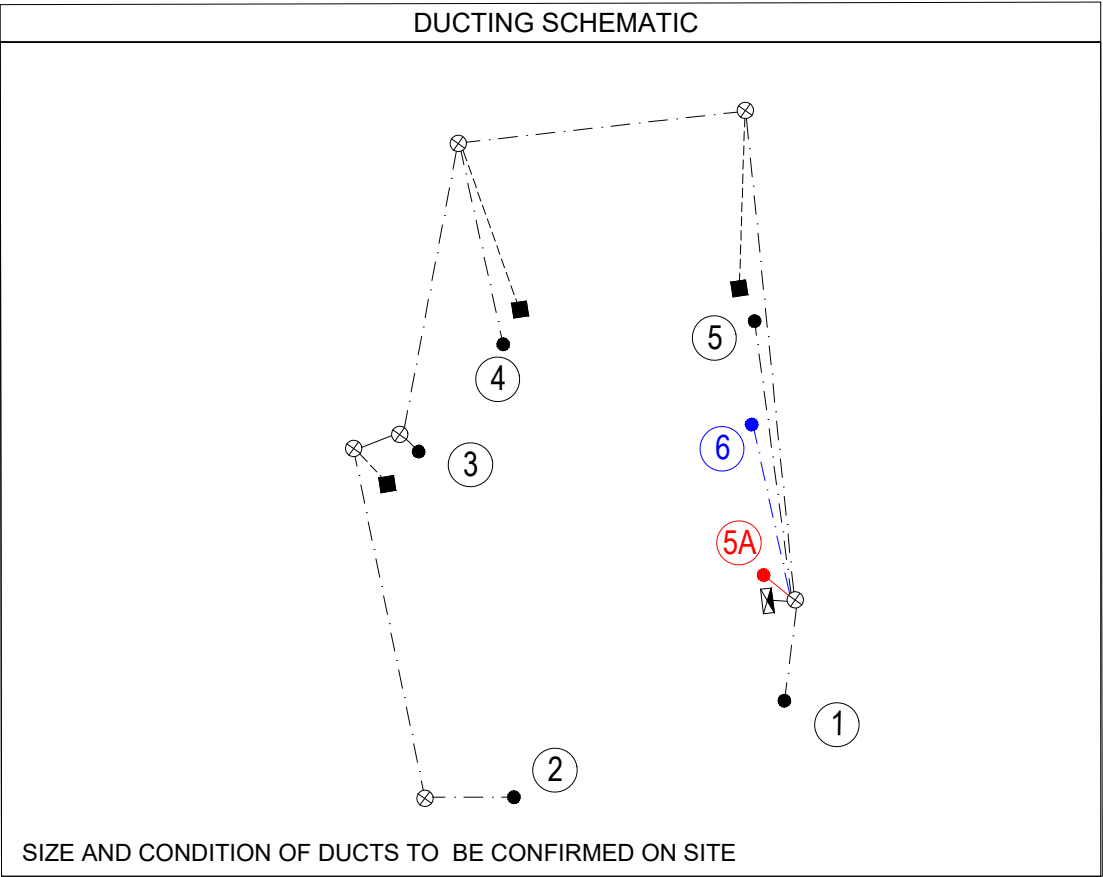
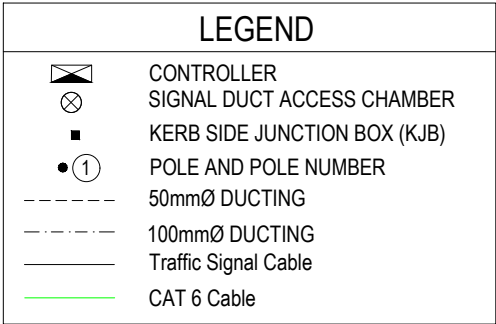
DRAFT FOR COMMENT

PROJECT	WELLINGTON CITY COUNCIL MULGRAVE / MOLESWORTH CYCLEWAY
TITLE	INTERSECTION OF MULGRAVE ST/ AITKEN ST SIGNAL LAYOUT PLAN (i=048)
WSP PROJECT NO. (SUB-PROJECT)	5-C3880.32
SHEET NO.	C115
REVISION	A

300 mm
200
100
50
0 - 10 mm



- NOTES:**
- PARTIAL PROTECTION FOR P1 FROM SG1
 - RADAR DETECTOR 3 CALLS CALLS C-PHASE



1:100@ A1
1:200@ A3

REVISION	AMENDMENT	APPROVED	DATE
A	DRAFT FOR COMMENT	C.G.	2022-12-12



90% DESIGN

SCALES		ORIGINAL SIZE
NOT TO SCALE		A1
DRAWN	DESIGNED	APPROVED
C. GROOM	M. WANG	C. GROOM
DRAWING VERIFIED	DESIGN VERIFIED	APPROVED DATE
C. GROOM	J. PAYNE	2022-12-12

DRAFT FOR COMMENT

PROJECT	WELLINGTON CITY COUNCIL MULGRAVE / MOLESWORTH CYCLEWAY
TITLE	INTERSECTION OF MULGRAVE ST/ AITKEN ST SIGNALS DETAILS (i=048)
WSP PROJECT NO. (SUB-PROJECT)	5-C3880.32
SHEET NO.	C116
REVISION	A