

NOTES:

GENERAL

1. ALL WORK TO BE IN ACCORDANCE WITH NZTA AND WCC SPECIFICATIONS.
2. ALL TTM TO BE IN ACCORDANCE WITH NZTA REQUIREMENTS AND APPROVED TMP
3. FINAL SETOUT TO BE DETERMINED BY ENGINEER ON SITE.

SERVICES

4. UNDERGROUND SERVICES PROVIDED IN THIS DRAWING SET ARE INDICATIVE ONLY AND SHOULD NOT BE USED FOR CONSTRUCTION.
5. THE CONTRACTOR SHALL ENSURE ALL UNDERGROUND SERVICES ARE LOCATED PRIOR TO CONSTRUCTION COMMENCING.

MARKINGS, DELINEATION AND SIGNAGE

6. ALL MARKINGS, DELINEATION AND SIGNAGE ARE TO BE IN ACCORDANCE WITH THE MANUAL OF TRAFFIC SIGNS AND MARKINGS (MOTSAM), THE TRAFFIC CONTROL DEVICES MANUAL (TDM) AND ALL OTHER RELEVANT WAKA KOTAH NZ TRANSPORT AGENCY SPECIFICATIONS AND WCC STANDARDS.

TRAFFIC SIGNALS

7. TRAFFIC SIGNALS EQUIPMENT AND INSTALLATION SHALL COMPLY WITH THE P43 AND WCC SPECIFICATION FOR TRAFFIC SIGNALS.
8. POLE POSITIONS ARE INDICATIVE ONLY. FINAL POSITIONS TO BE DETERMINED ON SITE BY THE ENGINEER AND CONTRACTOR.
9. CONTRACTOR TO LIAISE WITH SERVICE AUTHORITIES FOR LOCATION OF SERVICES BEFORE ANY EXCAVATION.
10. CONTRACTOR TO ALLOW FOR BENCH TESTING.
11. DUCTS BETWEEN CHAMBERS SHALL BE 100mm DIAMETER, IF THRUSTED, TWO 100mm DUCTS TO BE INSTALLED.
12. CONTRACTOR TO ALLOW FOR PERSONALITY IN LIAISON WITH WCC TOC.
13. LED LANTERNS SHALL BE USED ON ALL NEW LANTERN DISPLAYS, INCLUDING PEDESTRIAN DISPLAYS.
14. PEDESTRIAN PUSHBUTTONS TO HAVE TACTILE VIBRATION.
15. POLE FOUNDATIONS TO COMPLY WITH WCC AND WAKA KOTAH SIGNAL POLE STANDARDS AND POLE MANUFACTURES REQUIREMENTS.
16. THE CONTRACTOR MUST ENSURE AN ADEQUATE NUMBER OF DISPLAYS REMAIN FULLY OPERATIONAL AT ALL TIMES DURING THE WORKS. THE SIGNALS CONTRACTOR SHALL SUBMIT A DETAILED PLAN TO WCC SIGNALS STAFF BEFORE STARTING WORK DETAILING HOW THIS WILL BE ACHIEVED.

LEGEND

- CONTROLLER
- SIGNAL DUCT ACCESS CHAMBER
- KERB SIDE JUNCTION BOX (KJB)
- POLE AND POLE NUMBER
- POLE WITH OVERHEAD MAST ARM
- STREET LIGHT
- 200mm ASPECTS - OPEN VISOR
- 300mm ASPECTS - OPEN VISOR
- ASPECTS WITH CLOSED VISOR
- 3 ASPECT DISPLAY
- PEDESTRIAN ASPECTS
- PEDESTRIAN CALL BOX & INPUT NUMBER
- TRAFFIC SIGN
- RADAR DETECTION
- CCTV CAMERA
- 50mmØ DUCTING
- 100mmØ DUCTING
- DETECTOR LOOP - STOPLINE LOOP & LOOP NUMBER
- DETECTOR LOOP - CYCLE LOOP & LOOP NUMBER
- EXISTING TO BE RETAINED
- EXISTING TO BE REMOVED OR ABANDONED
- EXISTING TO BE RELOCATED
- NEW ITEM OR LOCATION

WORK IN PROGRESS

PRINTED 8/12/2022 3:47:50 pm

SIGNAL LAYOUT PLAN
SCALE 1:100 @ A1

1:100 @ A1
1:200 @ A3

REVISION	AMENDMENT	APPROVED	DATE
A	DRAFT FOR COMMENT	C.G.	2022-12-09

Absolutely Positively
Wellington City Council
Me Heke Ki Pōneke

wsp

Wellington Office
+64 4 471 7000

PO Box 12-003
Wellington 6144
New Zealand

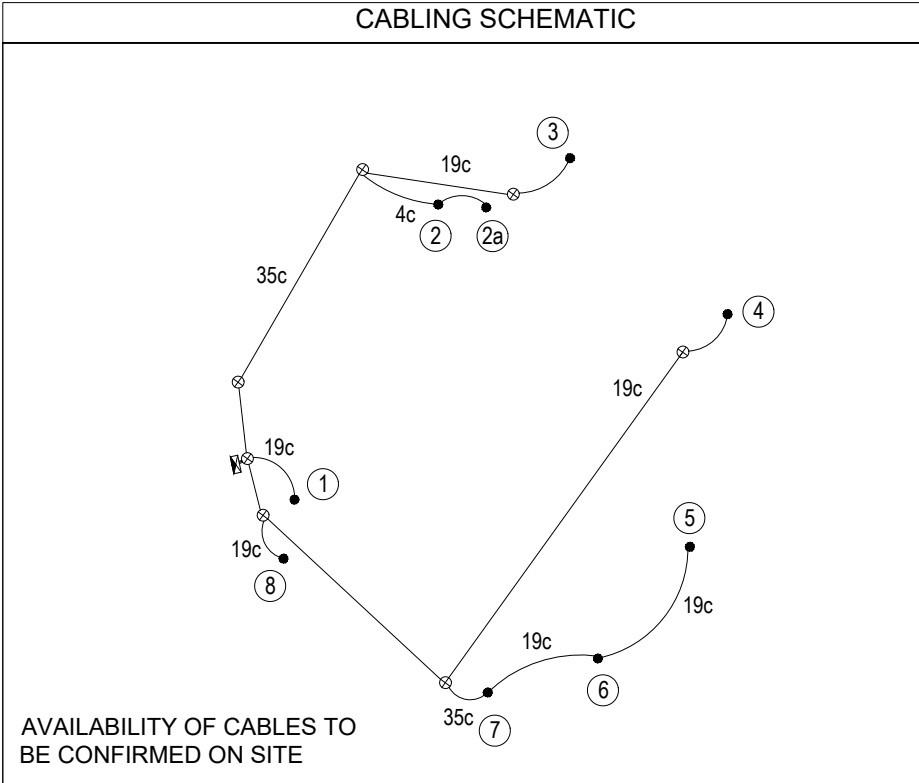
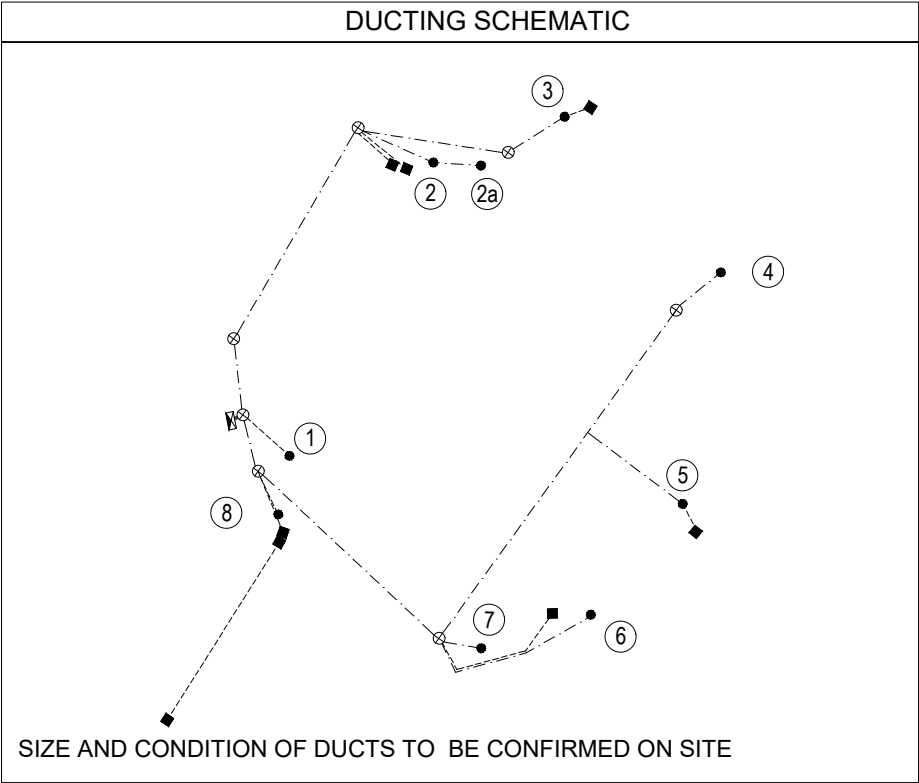
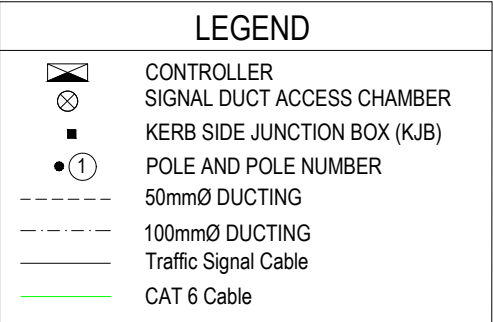
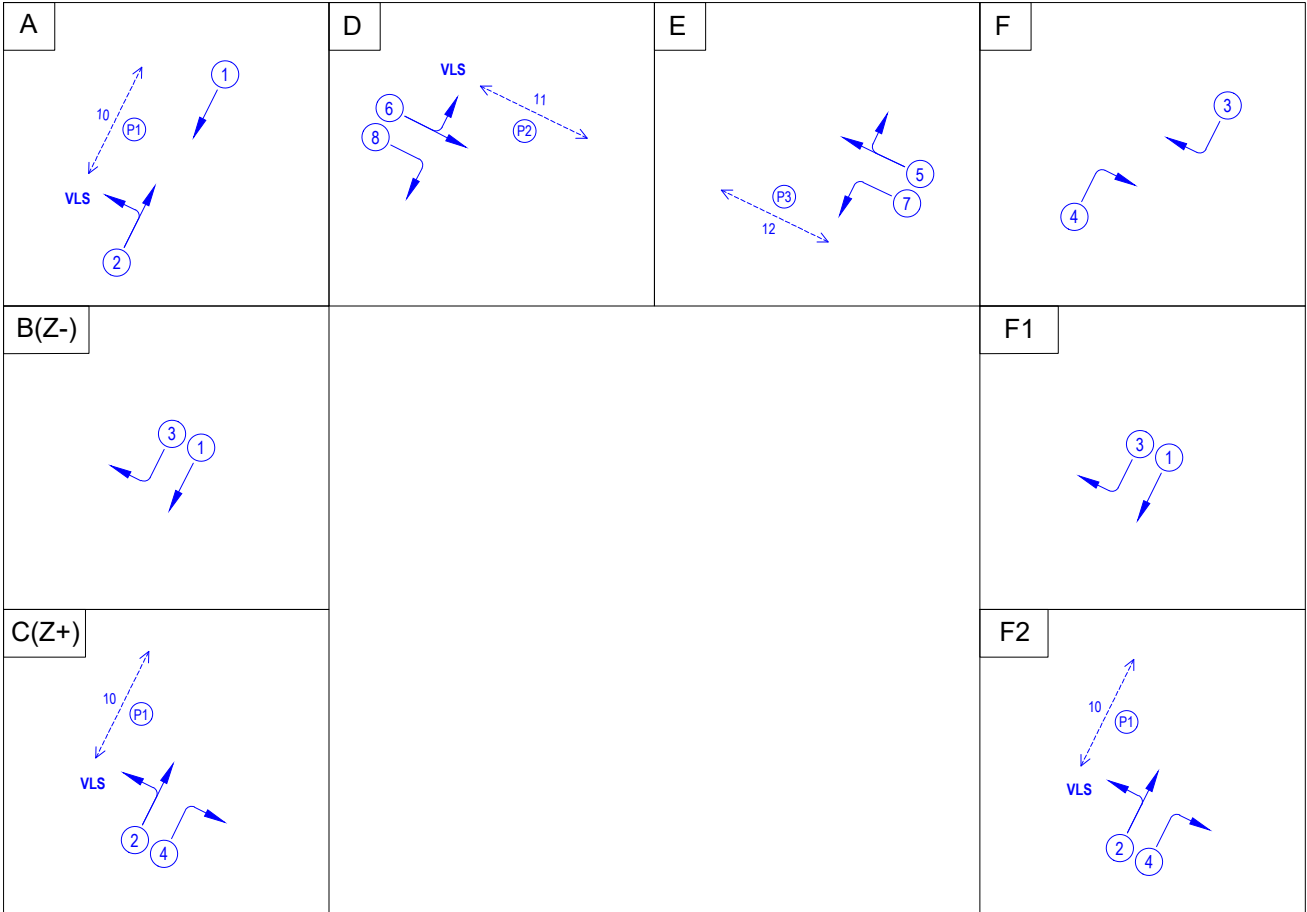
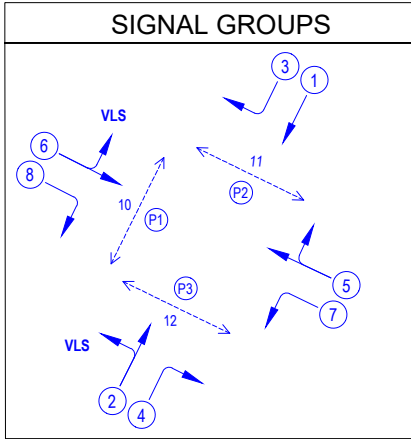
90% DESIGN

SCALES	DESIGNED	APPROVED
1:100 (A1) 1:200 (A3)	M. WANG	C. GROOM
DRAWN C. GAONA DUSSAN	DESIGN VERIFIED J. PAYNE	APPROVED DATE 2022-12-09

DRAFT FOR COMMENT

PROJECT WELLINGTON CITY COUNCIL MULGRAVE / MOLESWORTH CYCLEWAY	SHEET NO. C109	REVISION A
TITLE INTERSECTION OF MOLESWORTH ST / TINAKORI RD / PARK ST SIGNAL LAYOUT PLAN (i=020)		
WSP PROJECT NO. (SUB-PROJECT) 5-C3880.32		

300 mm
200
100
50
0 10 mm



1:100@ A1
1:200@ A3

REVISION	AMENDMENT	APPROVED	DATE
A	DRAFT FOR COMMENT	C.G.	2022-12-09

Absolutely Positively
Wellington City Council
Me Heke Ki Pōneke



Wellington Office
+64 4 471 7000

PO Box 12-003
Wellington 6144
New Zealand

90% DESIGN

SCALES	ORIGINAL SIZE
1:100 (A1) 1:200 (A3)	A1
DRAWN	DESIGNED
C. GAONA DUSSAN	M. WANG
APPROVED	C. GROOM
DRAWING VERIFIED	DESIGN VERIFIED
C. GROOM	J. PAYNE
APPROVED DATE	2022-12-09

DRAFT FOR COMMENT

PROJECT	WELLINGTON CITY COUNCIL MULGRAVE / MOLESWORTH CYCLEWAY
TITLE	INTERSECTION OF MOLESWORTH ST / TINAKORI RD / PARK ST SIGNALS DETAILS (i=020)
WSP PROJECT NO. (SUB-PROJECT)	5-C3880.32
SHEET NO.	C110
REVISION	A

WORK IN PROGRESS
PRINTED 2/12/2022 4:25:08 pm